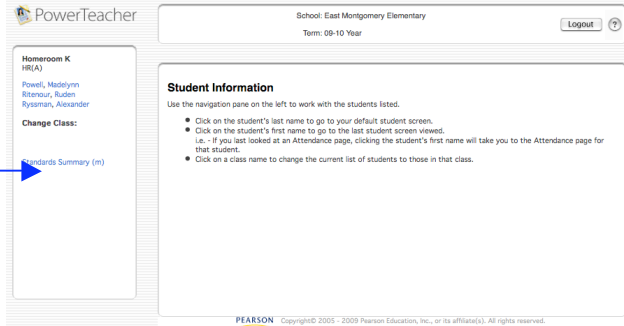


Kindergarten Standards Reporting

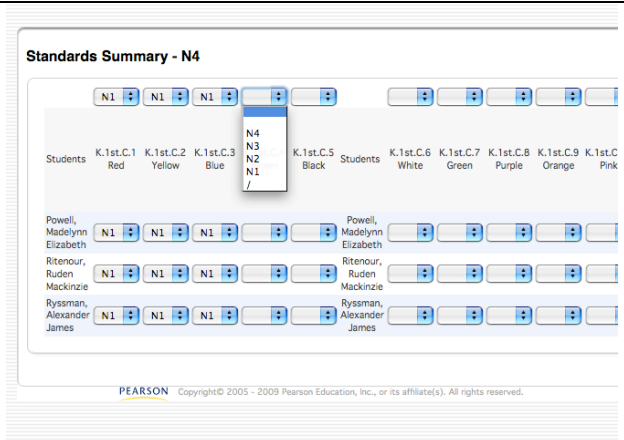
Two ways to manage your standards for your students:

Using the Portal Interface

Once you have logged into PowerSchool click on the **BACKPACK**
Then click on the (m) next to Standards Summary

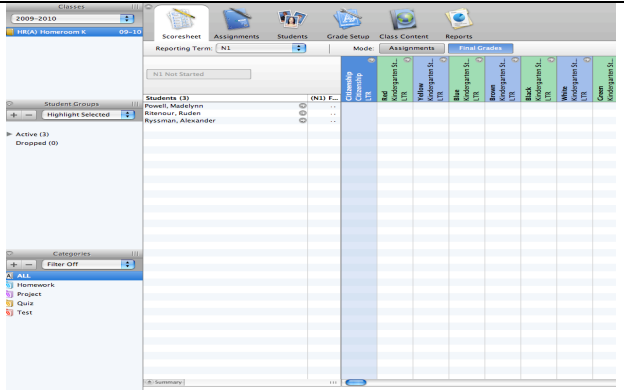


Click on the drop down above the standard and click N1, N2, N3, N4, or / for introduced not mastered for any standards taught. Leave all others blank. Your selection will mass fill for all students. Go to individual students to make whatever adjustments are needed.

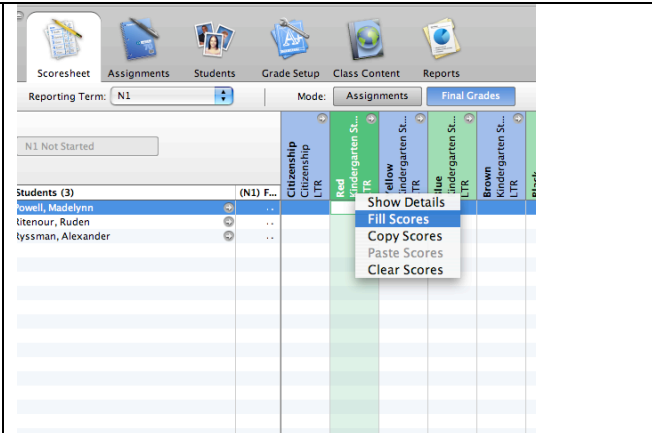


Using the Grade Book

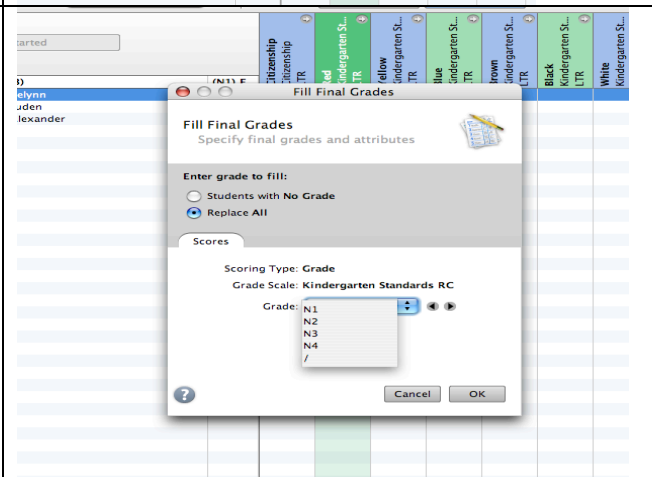
Click on Gradebook from the left hand navigation bar. Then select Launch Gradebook. Once gradebook launches make sure it reads 2009-2010 in the top left corner and Reporting Term is set to the correct nine weeks. You may use the assignment tab as a normal gradebook. To mark K Standards you must click on **FINAL GRADES** tab.



Control click on the first standard you wish to mark and select **FILL SCORES**



Select **Replace ALL** and use the drop down at **Grade:** to select N1, N2, etc. Then go into individual students who need an alternative selected and make those adjustments individually. Do not forget to click **OK**. Likewise click **Save** at the bottom of your screen when you are done.



Since we have moved to marking K standards with the appropriate nine weeks for mastery no standard has to be marked more than once per student after mastery. If you are marking (/) for introduced but not mastered, then you will need to go back when that student has mastered that standard and denote the correct marking period.